

Listed FX Futures & Options

- Creation of a European Liquidity pool

ECB Working Group

25 May 2021



Exchange Traded FX Volumes (in notional) on Global Scale

FX Volumes - Trading in comparison¹



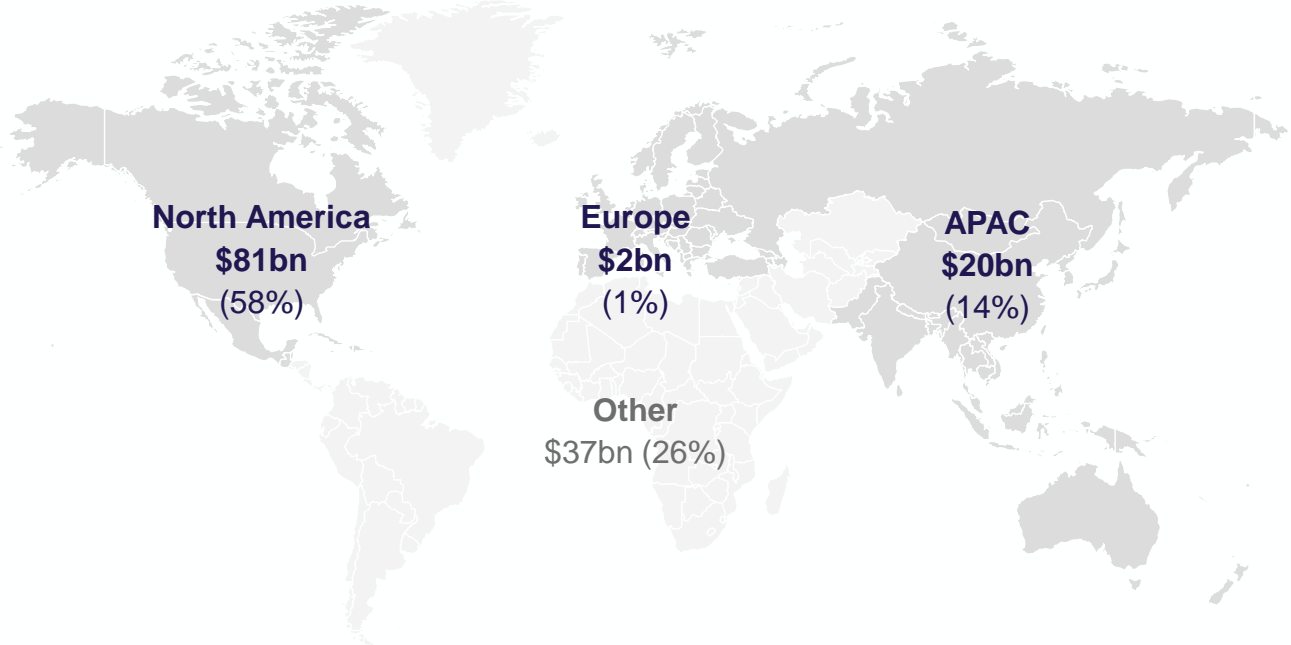
Bilateral (OTC) FX Derivatives
\$6,595bn per day
(~98%)

vs



On-Exchange (ETD) FX Derivatives
\$140bn per day
(~2%)

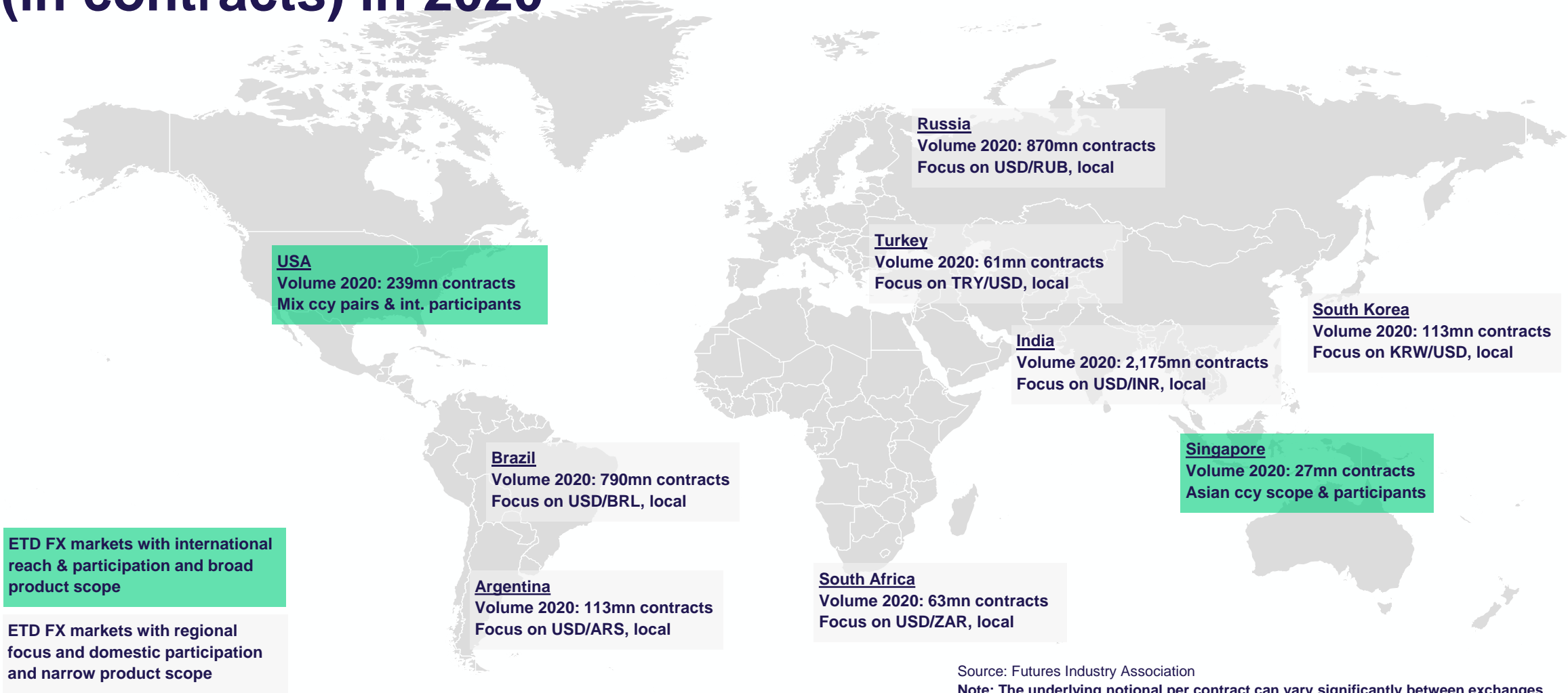
On-exchange FX Volumes – ETD Trading by region¹



- According to BIS data, 2% of the global FX activity is traded on regulated futures & options exchanges
- This activity takes place nearly exclusively on markets outside the EU territory, for example on exchanges in the US, Brazil, India and Russia

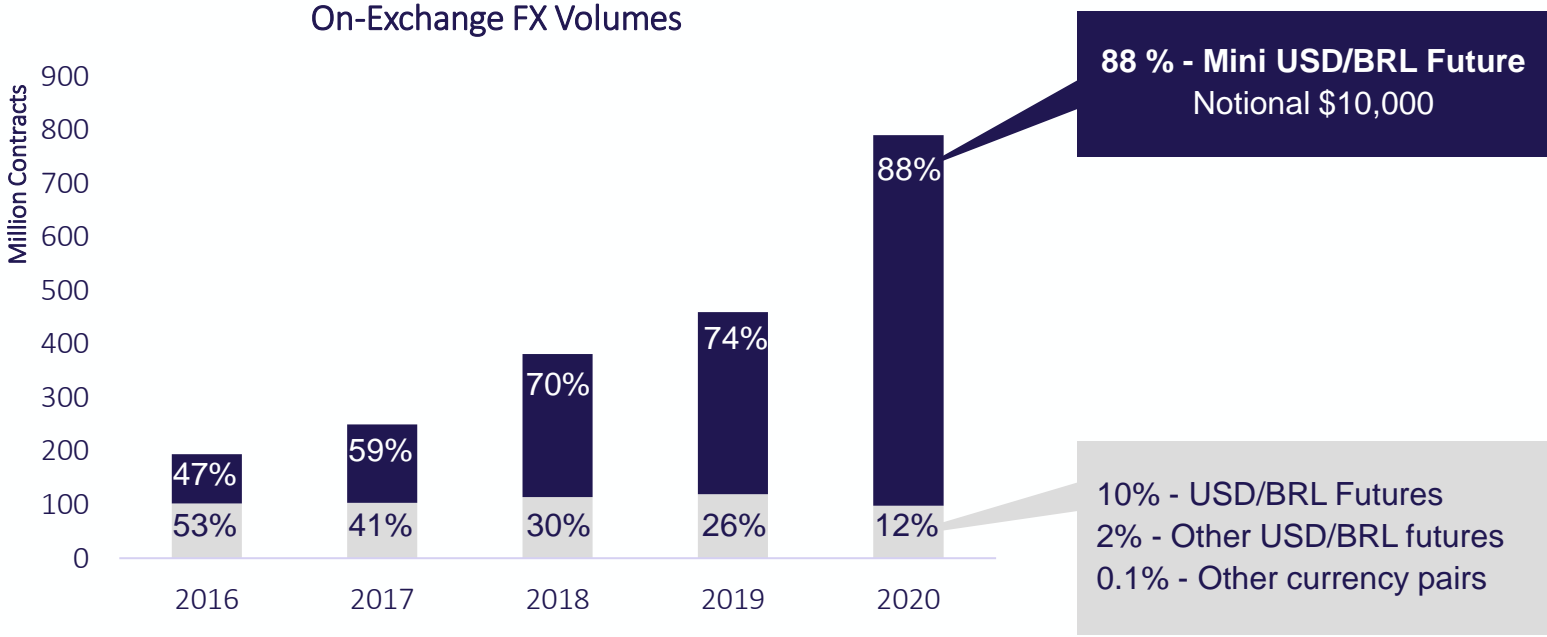
1) Sources: BIS Triennial FX Survey 2019, BIS On-Exchange Volumes 2019

Largest ETD FX Exchanges & Respective Trading Volumes (in contracts) in 2020



Source: Futures Industry Association
 Note: The underlying notional per contract can vary significantly between exchanges

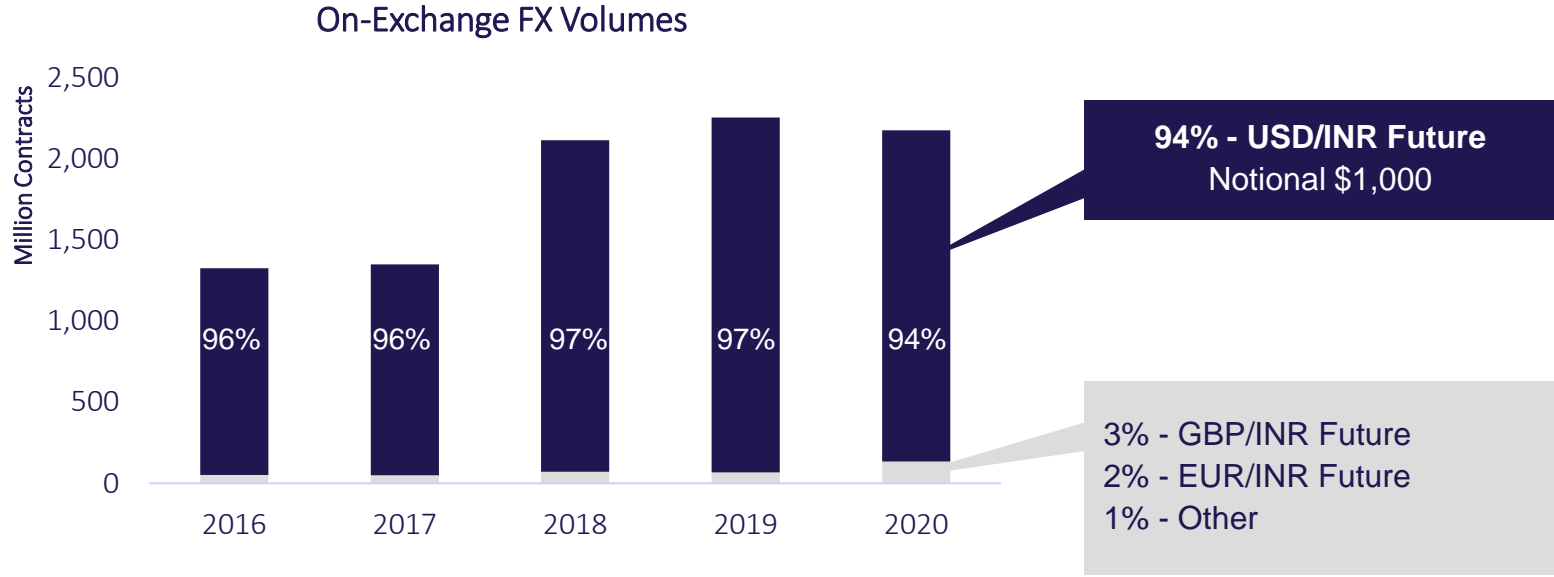
Example 1 – local ETD FX market: Brazil – ETD FX Market Development



- Local participants have restricted access to FX Spot market (chartered banks only) & foreign currencies
- Accessibility, tax benefits in the Brazilian tax system (due to inherent netting) and subsequent increase in liquidity key characteristics of Brazilian ETD FX market
- All ETD FX derivatives in Brazil settle in cash (domestic currency)

Exchange: B3
 Source: Futures Industry Association

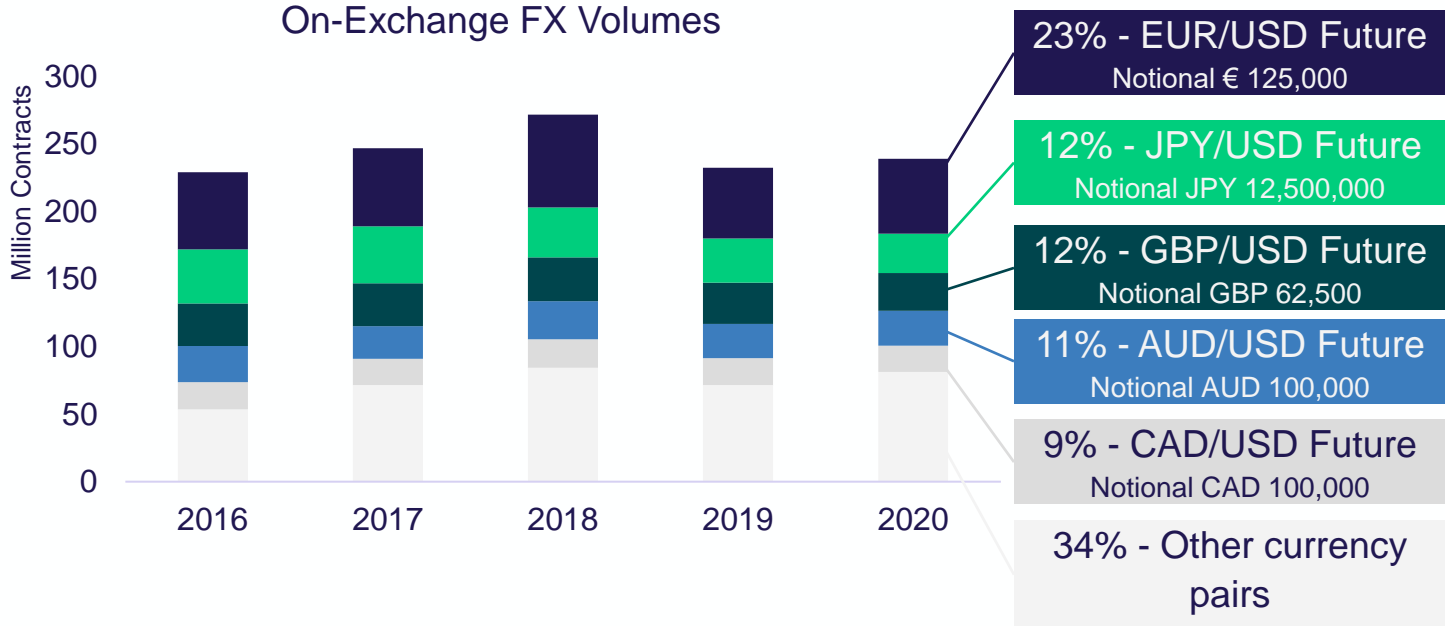
Example 2 – local ETD FX market: India – ETD FX Market Development



- Historically non-convertible domestic currency
- Exchange traded FX enables local participants to liquid FX hedging instruments
- Most ETD FX contracts with small notional value
- ETD FX derivatives in India typically settle in cash in the domestic currency

Exchanges: National Stock Exchange (NSE), Bombay Stock Exchange (BSE), Metropolitan Stock Exchange of India (MSEI), India International Exchange (INX)
 Source: Futures Industry Association

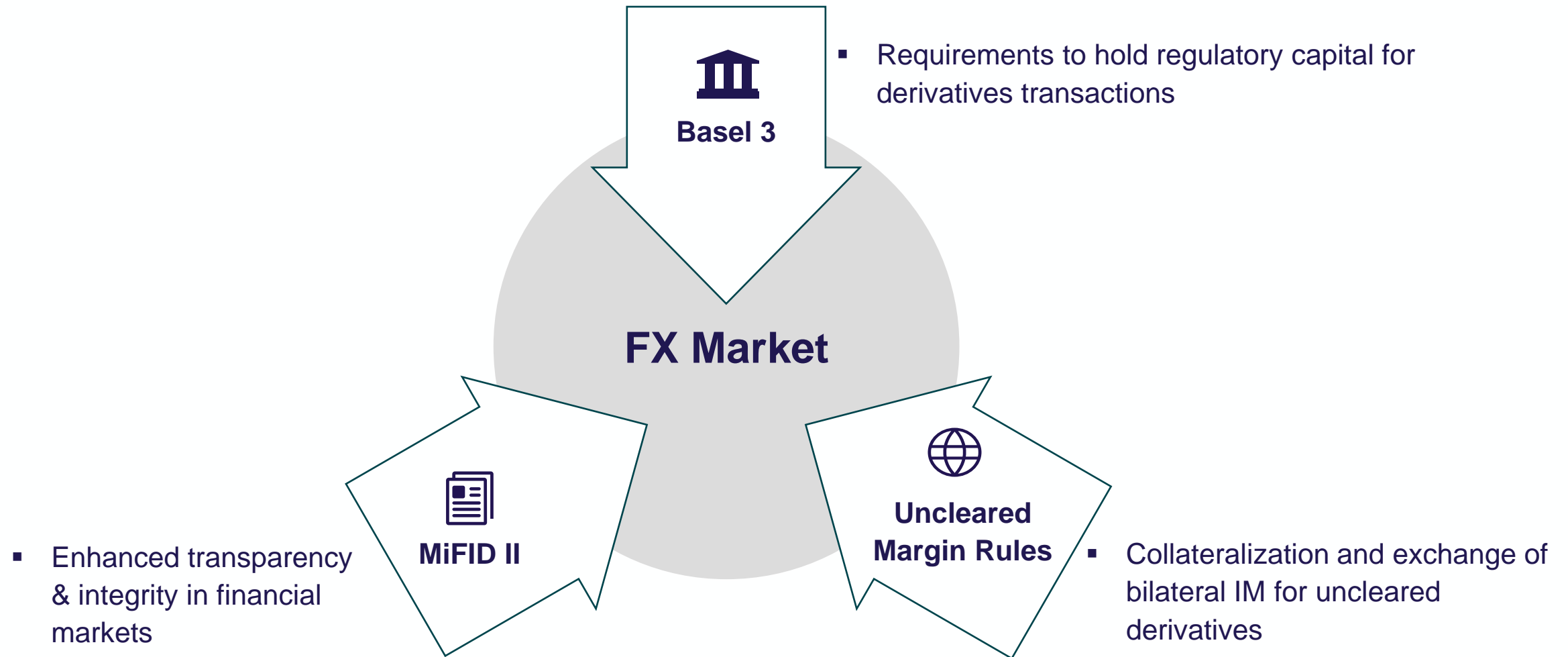
Example 3 – global ETD FX market: USA – ETD FX Market Development



- ETD FX market in US with global reach and international participation
- Broad mix of pairs, including deliverable and non-deliverable currencies
- Accordingly, ETD FX derivatives available both with physical settlement and cash-settlement

Exchanges: CME Group, NADEX, ICE, Nasdaq OMX, CBOE
 Source: Futures Industry Association

Since the financial crisis, regulatory amendments altered FX trading and FX markets



ETD Derivatives in combination with central clearing receive preferential treatment under current regulatory regimes



Basel III

Trades executed on exchanges benefit from lowest capital requirements (no CVA capital charge, 2% RWA risk weight) due to the well-proven risk methodologies of CCPs



Uncleared Margin Rules

Exchange traded derivatives are exempt from uncleared margin rules. ETD trades do not account towards the average aggregate notional amounts (AANA) thresholds.



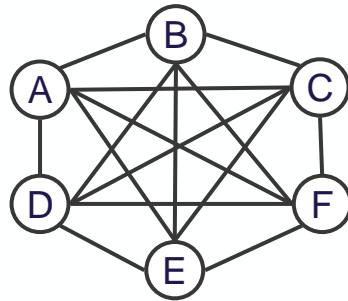
MiFID II

Exchanges ensure compliance with current regulation, such as MiFID II, and support highest levels of transparency and market integrity

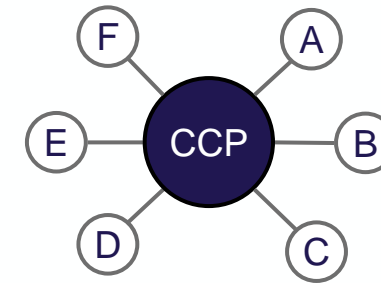
Exchange traded derivatives best suited to address statutory requirements

Exchanges & Central Counterparties (CCPs): Multilateral Trading & Clearing provides significant benefits

Bilateral trading & clearing
OTC market structure - 1:n relationship



Multilateral trading & clearing
Exchange & CCP market structure - 1:1 relationships between CM and CCP



Benefits of multilateral clearing with Central Counterparty

Multilateral Trading

- Exchange provides access to all other exchange participants on an anonymous and undisclosed basis
- Trading takes place based on common exchange rules in central-limit order book (CLOB)
- Non-discriminatory pricing & exchange fees

Reduced systemic risk

- CCP takes over counterparty risk through trade novation
- CCP enforces strict risk control and adequate collateralisation of open positions
- Automatic multilateral netting reduces gross risk exposure

Increased transparency

- Awareness of concentration risk
- Independent position valuation by neutral institution
- Early warning function by daily mark-to-market








Efficiency gains

- Full automation and straight-through processing reduces manual errors
- Efficient use and management of collateral
- Increased capital efficiency by reduced balance sheet exposure & efficient use of collateral

ETD FX Market Characteristics

ETD FX

OTC FX

	Product	Standardized <i>(notional & IMM dates)</i>	Full Customization
	Access	Single Relationship to Exchange / CCP <i>(Self-clearing or via clearing broker)</i>	Bilateral Credit <i>(per counterparty or centrally via prime broker)</i>
	Execution Model	Central Limit Order Book <i>(undisclosed)</i>	Request for Quote / Stream <i>(disclosed / undisclosed)</i>
	Pricing & Fees	Non-Discriminatory	Individual
	Netting	Multilateral Netting	Bilateral Netting / PB Netting
	Collateralization	Collateralized <i>(IM & VM based on multilateral net)</i>	Uncollateralized / Collateralized <i>(e.g. VM only)</i>
	Capital Requirements	Lowest <i>(no CVA capital charge, 2% RWA risk weight)</i>	Typically high

ETD FX can complement traditional OTC FX markets, while its usage is currently dependent on client preferences, trading requirements, sensitivity to funding and technological constraints

Bridging the OTC and ETD FX markets to boost market liquidity

Market participants are looking for a greater ability to switch between FX OTC and FX futures markets and improving this “translation” is a key focus for the market

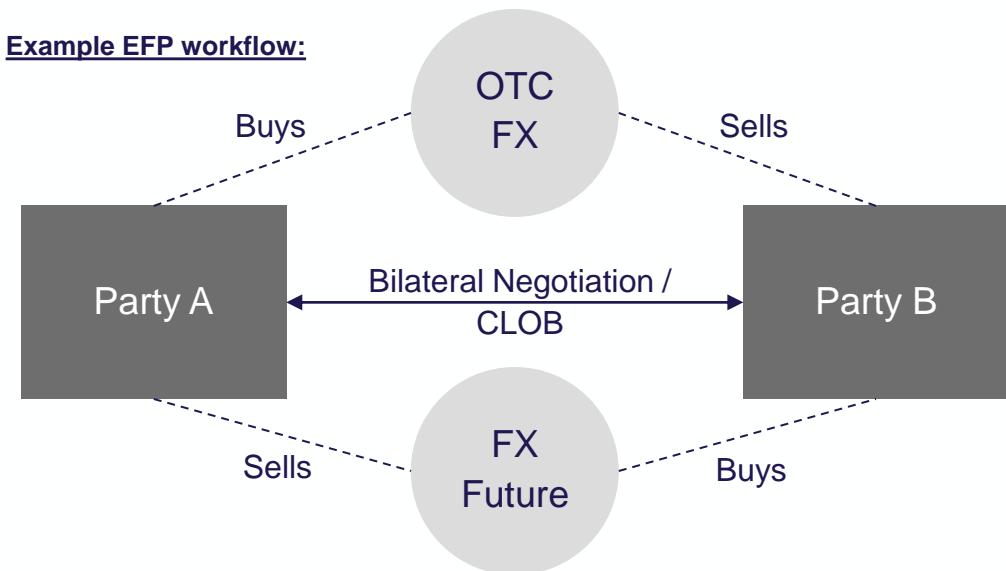
By improving the movement between markets, and adding FX futures to OTC FX users capabilities, it creates a virtuous circle that improves liquidity in both markets and enables end users to take advantage of the best price, irrespective of the underlying product.

Exchange and OTC FX providers continue to work on solutions to bridge this gap more effectively

Futures Execution Models

Central Limit Order Book	Blocks	EFPs
<ul style="list-style-type: none"> • Central record of price • Post passive interest • Developed Algo solutions 	<ul style="list-style-type: none"> • Bilaterally negotiated price • Price only announced to market after agreement 	<ul style="list-style-type: none"> • Bilaterally negotiated price • Trade out of or into underlying OTC FX position • Allow users to benefit from OTC liquidity

Example EFP workflow:



Client key drivers in Europe to consider FX futures to complement the traditional OTC FX market



Trading and clearing fees

Ensuring trading and clearing fees are in line with OTC markets is key for growth. Lowering the number of intermediaries and trading fees has helped create a more competitive futures offering.



Spreads

FX Futures tick values have (generally) been falling across the global FX Futures markets and converging on OTC markets. This allows spreads to compress, pricing accuracy to increase and provide takers the best possible execution prices.



Collateral/Credit

The ability of clients to obtain credit is a key factor for usage of FX futures. In addition, costs associated with posting margins are a consistent theme.



Portfolio Margining

By taking into account correlations between currency pairs, clients are able to significantly optimize the margins they need to post to the CCP

Reasons to establish an exchange traded FX liquidity pool in the EU

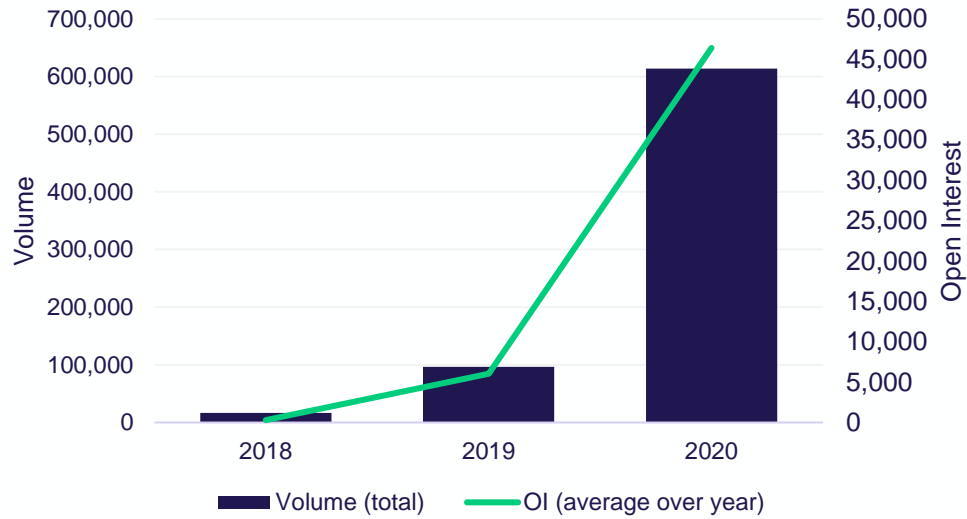


There are multiple reasons to establish an EU based ETD FX liquidity pool.

Eurex & 360T are therefore working with market participants to establish a Euro denominated liquidity pool for FX Futures & FX Options within the EU to complement the existing FX market structure in Europe.

Eurex FX – European FX Exchange

FX Futures - Market Volumes and Open Interest



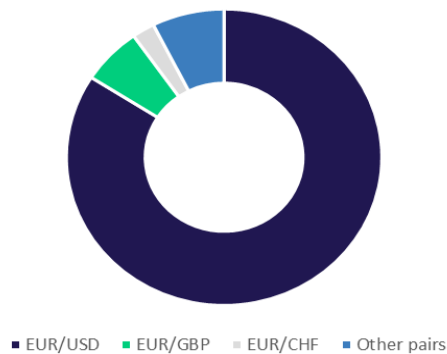
Market Interest

Supporting the reported market interest, Eurex has seen continued volume growth in FX futures with the market continuing to expand with new LPs, end clients and clearing members

Product Coverage

Eurex offers deliverable FX Futures (quarterly and monthly expirations), Calendar Spreads (to trade between expirations), Rolling Spot Futures and FX Options

Volume Distribution (Q1 2021)



Thank you!

Jens Quiram

Global Head of FX, Eurex

Eurex Frankfurt AG

Mergenthalerallee 61

65760 Eschborn

Tel: +49 (0) 69 211 – 1 26 19

jens.quiram@eurex.com

Disclaimer

© Eurex Frankfurt AG 2020

Deutsche Börse AG (“DBAG”), Clearstream Banking AG (“Clearstream”), Eurex Frankfurt AG (“Eurex”), Eurex Clearing AG (“Eurex Clearing”), Eurex Securities Transactions Services GmbH (“Eurex STS”) and Eurex Repo GmbH (“Eurex Repo”) are corporate entities and are registered under German law. Eurex Global Derivatives AG is a corporate entity and is registered under Swiss law. Clearstream Banking S.A. is a corporate entity and is registered under Luxembourg law. Eurex Frankfurt AG is the administrating and operating institution of Eurex Deutschland. Eurex Deutschland is in the following referred to as the “Eurex Exchange”.

All intellectual property, proprietary and other rights and interests in this publication and the subject matter hereof (other than certain trademarks and service marks listed below) are owned by DBAG or its affiliates and subsidiaries or used under authorization by their respective owners, including, without limitation, all patent, registered design, copyright, trademark and service mark rights. While reasonable care has been taken in the preparation of this publication to provide details that are accurate and not misleading at the time of publication DBAG, Clearstream, Eurex, Eurex Clearing, Eurex Repo as well as the Eurex Exchange and their respective subsidiaries, servants and agents (a) do not make any representations or warranties regarding the information contained herein, whether express or implied, including without limitation any implied warranty of merchantability or fitness for a particular purpose or any warranty with respect to the accuracy, correctness, quality, completeness or timeliness of such information, and (b) shall not be responsible or liable for any third party’s use of any information contained herein under any circumstances, including, without limitation, in connection with actual trading or otherwise or for any errors or omissions contained in this publication.

This publication is published for information purposes only and shall not constitute investment advice respectively does not constitute an offer, solicitation or recommendation to acquire or dispose of any investment or to engage in any other transaction. This publication is not intended for solicitation purposes but only for use as general information. All descriptions, examples and calculations contained in this publication are for illustrative purposes only.

Eurex and Eurex Clearing offer services directly to members of the Eurex Exchange respectively to clearing members of Eurex Clearing. Those who desire to trade any products available on the Eurex market or who desire to offer and sell any such products to others or who desire to possess a clearing license of Eurex Clearing in order to participate in the clearing process provided by Eurex Clearing, should consider legal and regulatory requirements of those jurisdictions relevant to them, as well as the risks associated with such products, before doing so.

Only Eurex derivatives that are CFTC-approved may be traded via direct access in the United States or by United States persons. A complete, up-to-date list of Eurex derivatives that are CFTC-approved is available at: <https://www.eurex.com/ex-en/rules-regs/eurex-derivatives-us>.

In addition, Eurex representatives and participants may familiarize U.S. Qualified Institutional Buyers (QIBs) and broker-dealers with certain eligible Eurex equity options and equity index options pursuant to the terms of the SEC’s

July 1, 2013 Class No-Action Relief. A complete, up-to-date list of Eurex options that are eligible under the SEC Class No-Action Relief is available at: <https://www.eurex.com/ex-en/rules-regs/eurex-derivatives-us/eurex-options-in-the-us-for-eligible-customers>. Lastly, U.S. QIBs and broker-dealers trading on behalf of QIBs may trade certain single-security futures and narrow-based security index futures subject to terms and conditions of the SEC’s Exchange Act Release No. 60,194 (June 30, 2009), 74 Fed. Reg. 32,200 (July 7, 2009) and the CFTC’s Division of Clearing and Intermediary Oversight Advisory Concerning the Offer and Sale of Foreign Security Futures Products to Customers Located in the United States (June 8, 2010).

Trademarks and Service Marks

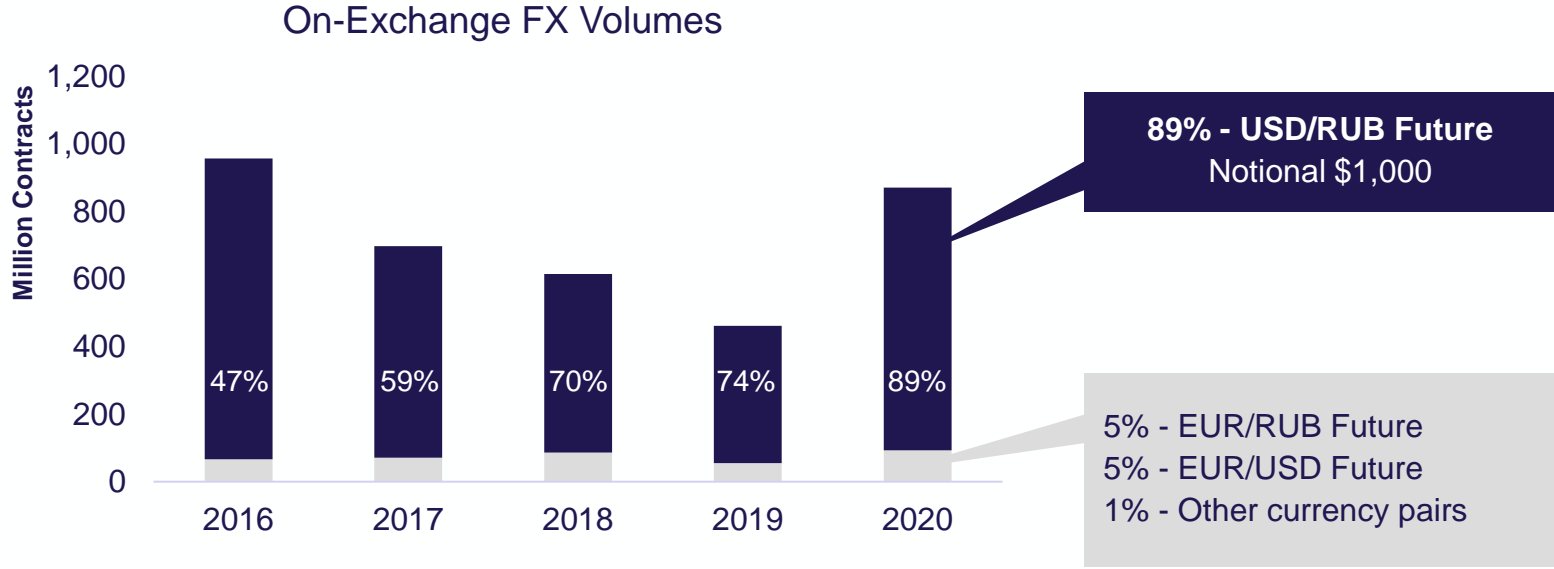
Buxl®, DAX®, DivDAX®, eb.rexx®, Eurex®, Eurex Repo®, Eurex Strategy WizardSM, Euro GC Pooling®, FDAX®, FWB®, GC Pooling®, GCPI®, MDAX®, ODAX®, SDAX®, TecDAX®, USD GC Pooling®, VDAX®, VDAX-NEW® and Xetra® are registered trademarks of DBAG or its affiliates and subsidiaries. All MSCI indexes are service marks and the exclusive property of MSCI Barra. ATX®, ATX® five, CECE® and RDX® are registered trademarks of Vienna Stock Exchange AG. IPD® UK Quarterly Indexes are registered trademarks of Investment Property Databank Ltd. IPD and have been licensed for the use by Eurex for derivatives. SLI®, SMI® and SMIM® are registered trademarks of SIX Swiss Exchange AG. The STOXX® indexes, the data included therein and the trademarks used in the index names are the intellectual property of STOXX Limited and/or its licensors. Eurex derivatives based on the STOXX® indexes are in no way sponsored, endorsed, sold or promoted by STOXX and its licensors and neither STOXX nor its licensors shall have any liability with respect thereto. PCS® and Property Claim Services® are registered trademarks of ISO Services, Inc. Korea Exchange, KRX, KOSPI and KOSPI 200 are registered trademarks of Korea Exchange Inc. The names of other companies and third party products may be trademarks or service marks of their respective owners.

Eurex Deutschland qualifies as manufacturer of packaged retail and insurance-based investment products (PRIIPs) under Regulation (EU) No 1286/2014 on key information documents for packaged retail and insurance-based investment products (PRIIPs Regulation), and provides key information documents (KIDs) covering PRIIPs traded on Eurex Deutschland on its website under the following link: <https://www.eurex.com/ex-en/rules-regs/priips-kids>.

In addition, according to Art. 14(1) PRIIPs Regulation the person advising on, or selling, a PRIIP shall provide the KID to retail investors free of charge.

Appendix

Russia – ETD FX Market Development



- Trading predominantly in RUB denominated NDF pairs (USD/RUB, EUR/RUB) as well as EUR/USD without physical delivery
- ETD FX derivatives in Russia typically cash-settled

Exchange: Moscow Exchange (MOEX)
 Source: Futures Industry Association

Under UMR, FX derivatives are becoming subject to bilateral margining requirements

- The Uncleared Margin Rules (UMR) are implemented globally leveraging the framework and recommendations set out by the BCBS IOSCO, requiring in-scope entities to exchange collateral for uncleared derivative transactions

Products in scope margin exchange

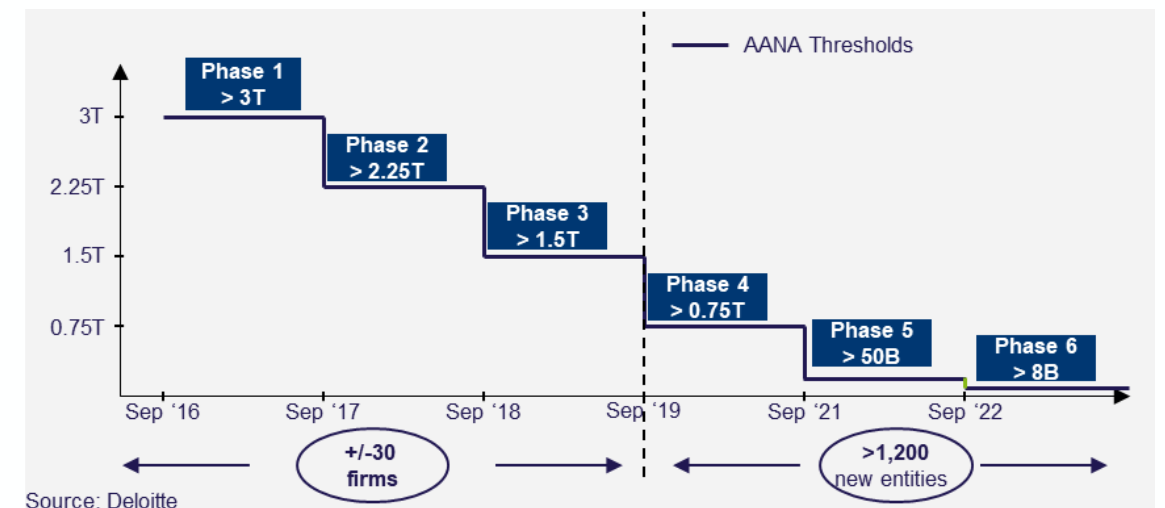
- All uncleared derivatives (incl. NDFs and FX Options), with exemption for physically settled FX Swaps & FX Forwards

Average Aggregate Notional Amount (AANA)

Calculation:

- All uncleared derivatives (incl. FX Swaps and FX Forwards) between March and May period for next September implementation

Uncleared Margin Rules: AANA Thresholds & In-Scope Entities Estimates



Under Basel III, Banks are required to hold more regulatory capital for FX derivatives

- Under the Basel III regulatory framework, banks are subject to minimum capital requirements to cover unexpected losses and to remain solvent in a crisis. Banks must meet both risk based as well as leverage based capital requirements

Risk Based Capital Ratio
Based on risk weighted assets (RWA):
$\text{Risk Based Capital Ratio} = \frac{\text{Common Equity Tier 1 Capital}}{\text{Risk Weighted Assets}}$ <p><i>Most banks operate within the range of 11% - 15%</i></p>
Risk covered under Risk Weighted Assets (RWA): <ul style="list-style-type: none"> Credit Risk, Counterparty Credit Risk (CCR), Credit Valuation Adjustment (CVA) Risk, Market Risk, Operational Risk, Large Exposure

Leverage Ratio
Non-risk based backstop to a bank’s capital reserves:
$\text{Leverage Ratio} = \frac{\text{Tier 1 Capital}^1}{\text{Leverage Exposure}}$ <p><i>Most banks operate within the range of 3.5% - 7%</i></p>
Leverage Exposure is defined as: <ul style="list-style-type: none"> Balance sheet assets, derivative exposure, securities finance transactions, and other off-balance sheet exposures

SA-CCR
<ul style="list-style-type: none"> Standardized Approach to Counterparty Credit Risk (SA-CCR) comes into effect for European banks in June 2021 and is designed to improve the risk sensitivity of CCR As a result, capital charges for shorter-dates derivatives may rise under SA-CCR while the requirements for longer dated derivatives might be lower

1) Tier 1 Capital comprises Common Equity Tier 1 and/or Additional Tier 1 instruments.

Under MiFID II, FX derivatives are increasingly subject to transparency requirements and transaction cost analysis

- The second Markets in Financial Instruments Directive (MiFID II) came into effect across the EU in 2018 to strengthen the integrity of financial markets in the EU
- This included a clearing obligation for certain OTC derivatives (such as interest rate swaps)
- While no clearing mandate has been introduced for FX derivatives, novel requirements referred to enhanced transparency (e.g. trade reporting) as well transaction cost analysis (e.g. best execution) for FX transactions

